



Dixons Brooklands Academy

TRUST
CONFERENCE 2026
**EXPLORING THE
DIXONS DIFFERENCE**
#DixonsTogether

Welcome

We are delighted to be welcoming you to our Trust Conference 2026.

Each year our conference affords us the opportunity to come together, in person, with all members of Team Dixons. What a powerful symbol of our trust highlighting the importance of our collective endeavour. This year is no different and it is wholly appropriate that our theme is our mission: our universal shared purpose, our compass. How do we operationalise our mission through the Dixons Difference?

We all make the Dixons Difference every day, individually and collectively, by doing our best to support our mission to challenge disadvantage in the North. At our conference we will delve into what we think the Dixons Difference is and what it means to us.

The day has been planned to bring us all together, to focus on educational and associate priorities, to take time out to reflect on the reality of disadvantage, and for us all to spotlight one aspect of our work to develop.

Finally, we know the power of self-determination to motivate us and have therefore designed our conference with our three drivers in mind:

Mastery: we learn and grow professionally.

Autonomy: we develop our own mental models of our mission, of disadvantage and of what makes the Dixons Difference. We make choices over how we will spend time in our day. We have agency to take learning forward personally and back to our teams.

Purpose: this is our shared mission, and by connecting in this way our motivation is multiplied.

Enjoy the day and use it to make a difference.

Judith Kidd

Director
Centre for Growth



Schedule

9 - 9.30am	Arrival and refreshments
9.30 - 10.10am	Welcome and messages: Our mission and the Dixons Difference
10.15am - 12.05pm	Where do we see the Dixons Difference? <ul style="list-style-type: none">•Education facing colleagues•Associate colleagues
12.05 - 12.55pm	Team Dixons lunch, networking and celebration showcase
1 - 1.30pm	Keynote Sean Harris: Why Dixons mission matters now more than ever
1.35 - 14.25pm	Choice workshop
2.30pm	Close and depart

Menu

Morning refreshments: 9 - 9.50am

Selection of pastries and fresh fruit.

Lunch: 12.05 - 12.55pm

Selection of wraps, sandwiches, salads and bloomers, houmous dip pots.

Yoghurt and granola pots. Variety of crisps and snacks. Selection of cold drinks.

Muffins and cookies.

All dietary requirements will be catered for.



Dixons Brooklands Academy

Travelling to Dixons Brooklands Academy

By tram

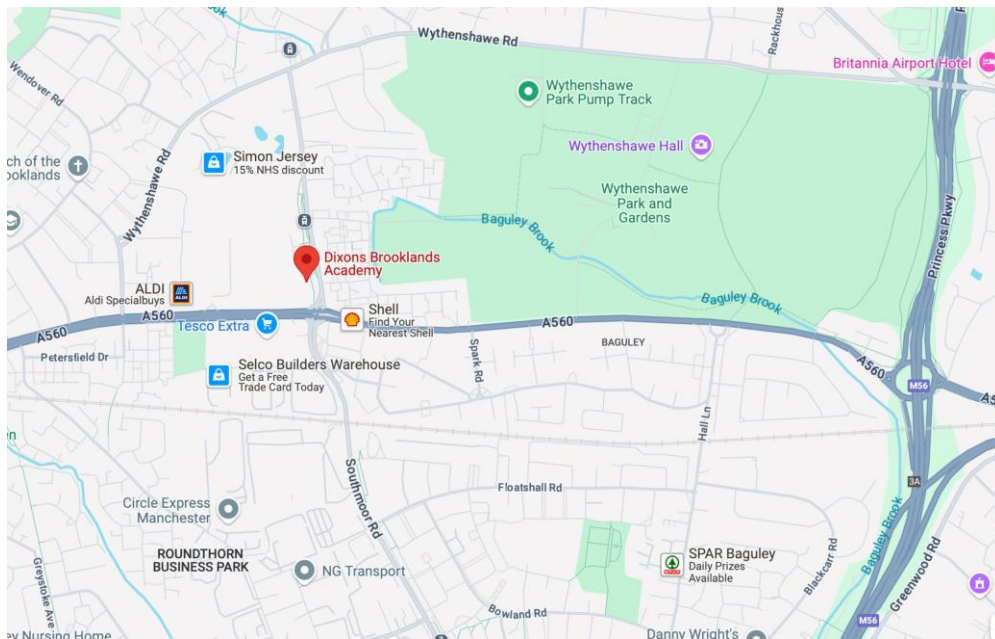
The academy is opposite the Moor Road tram stop

By bus

Metrolink operates a wide range of services with many stops at Moor Road

By car

The postcode to use for Sat-Nav is M23 9BP



Parking at Dixons Brooklands Academy

Parking onsite will be restricted due to the volume of people. We urge you to car share to get to our academy.



Dixons Brooklands Academy fire and emergency evacuation plans

Please see below the floor plans and all fire and emergency evacuation routes and assembly points. Staff will guide you to the nearest exit in an emergency but please ensure that you are familiar with the routes from the area which you will be in on the day, there is an escape plan in each room. Once evacuated, the assembly point for all guests will be the G3 pitch at the back of the academy. All guests must remain here until all attendants are accounted for and the site team have confirmed that it is safe to re-enter the building.

ESCAPE PLAN

Fire Action

Any person discovering a fire

- Operate nearest fire alarm call point.
- Fight the fire, if safe and trained to do so.

On hearing the fire alarm

- Leave the building by the nearest exit.
- Report to your assembly point.

Do Not


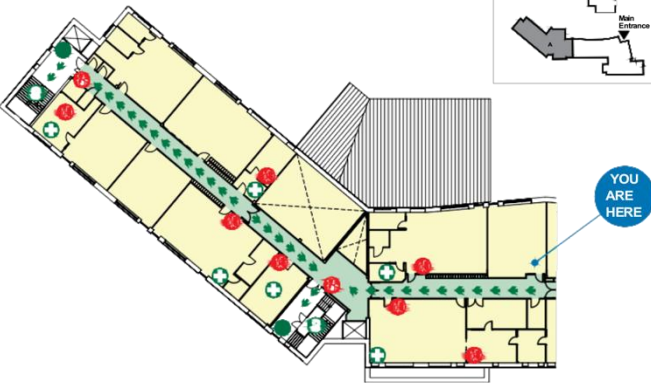
- Stop to collect personal belongings.
- Use the Lifts
- Re-enter the building unless told it is safe to do so.

Assembly Point

Your assembly point is

3G Pitch at the back of the Academy

Location Map

DIXONS BROOKLANDS ACADEMY - MAIN BUILDING (PART A)
First Floor

● Call Point
 ! Fire Extinguisher
 + First Aid
 🚪 Fire Exit
 ● Disabled Refuge Point
 ● Evacuation Route

ESCAPE PLAN

Fire Action

Any person discovering a fire

- Operate nearest fire alarm call point.
- Fight the fire, if safe and trained to do so.

On hearing the fire alarm

- Leave the building by the nearest exit.
- Report to your assembly point.

Do Not

- Stop to collect personal belongings.
- Use the Lifts
- Re-enter the building unless told it is safe to do so.

Assembly Point

Your assembly point is

3G Pitch at the back of the Academy

Location Map




DIXONS BROOKLANDS ACADEMY - MAIN BUILDING (PART A)
Second Floor

● Call Point
 ! Fire Extinguisher
 + First Aid
 🚪 Fire Exit
 ● Disabled Refuge Point
 ● Evacuation Route

ESCAPE PLAN

Fire Action

Any person discovering a fire

- Operate nearest fire alarm call point.
- Fight the fire, if safe and trained to do so.

On hearing the fire alarm

- Leave the building by the nearest exit.
- Report to your assembly point.

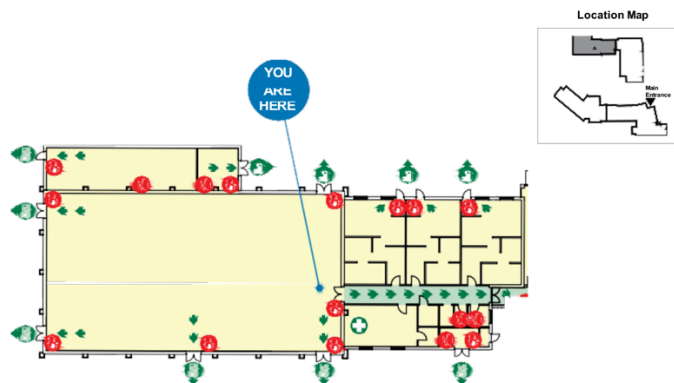
Do Not

- Stop to collect personal belongings.
- Use the Lifts
- Re-enter the building unless told it is safe to do so.

Assembly Point

Your assembly point is

3G Pitch at the back of the Academy



DIXONS BROOKLANDS ACADEMY - SPORTS HALL (PART A)

ESCAPE PLAN

Fire Action

Any person discovering a fire

- Operate nearest fire alarm call point.
- Fight the fire, if safe and trained to do so.

On hearing the fire alarm

- Leave the building by the nearest exit.
- Report to your assembly point.

Do Not

- Stop to collect personal belongings.
- Use the Lifts
- Re-enter the building unless told it is safe to do so.

Assembly Point

Your assembly point is

3G Pitch at the back of the Academy



DIXONS BROOKLANDS ACADEMY - SPORTS HALL (PART B)

ESCAPE PLAN



Fire Action

Any person discovering a fire

- Operate nearest fire alarm call point.
- Fight the fire, if safe and trained to do so.

On hearing the fire alarm

- Leave the building by the nearest exit.
- Report to your assembly point.



Do Not

- Stop to collect personal belongings.
- Use the Lifts
- Re-enter the building unless told it is safe to do so.

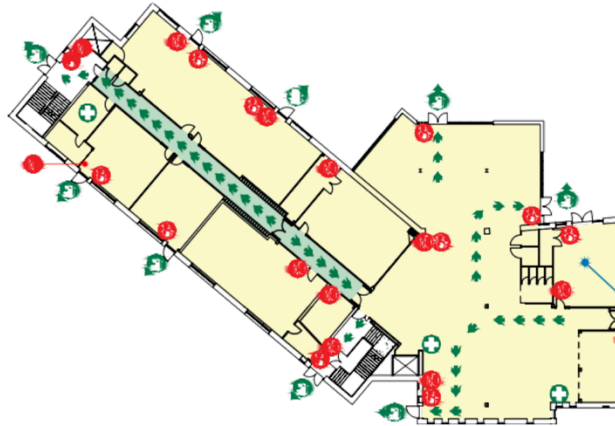


Assembly Point

Your assembly point is

3G Pitch at the back of the Academy

Location Map



DIXONS BROOKLANDS ACADEMY - MAIN BUILDING (PART A) Ground Floor

- Call Point
- Fire Extinguisher
- First Aid
- Fire Exit
- Disabled Refuge Point
- Evacuation Route

ESCAPE PLAN



Fire Action

Any person discovering a fire

- Operate nearest fire alarm call point.
- Fight the fire, if safe and trained to do so.

On hearing the fire alarm

- Leave the building by the nearest exit.
- Report to your assembly point.



Do Not

- Stop to collect personal belongings.
- Use the Lifts
- Re-enter the building unless told it is safe to do so.



Assembly Point

Your assembly point is

3G Pitch at the back of the Academy

Location Map



DIXONS BROOKLANDS ACADEMY - MAIN BUILDING (PART B) Ground Floor

- Call Point
- Fire Extinguisher
- First Aid
- Fire Exit
- Disabled Refuge Point
- Evacuation Route

ESCAPE PLAN

**Fire Action**

Any person discovering a fire

-  Operate nearest fire alarm call point.
-  Fight the fire, if safe and trained to do so.

On hearing the fire alarm

-  Leave the building by the nearest exit.
-  Report to your assembly point.

**Do Not**

Stop to collect personal belongings.

Use the Lifts

Re-enter the building unless told it is safe to do so.

**Assembly Point**

Your assembly point is

3G Pitch at the back of the Academy

YOU ARE HERE



Location Map



DIXONS BROOKLANDS ACADEMY - MAIN BUILDING (PART B) First Floor

 Call Point  Fire Extinguisher  First Aid  Fire Exit  Disabled Refuge Point  Evacuation Route

ESCAPE PLAN


**Fire Action**

Any person discovering a fire

-  Operate nearest fire alarm call point.
-  Fight the fire, if safe and trained to do so.

On hearing the fire alarm

-  Leave the building by the nearest exit.
-  Report to your assembly point.

**Do Not**

Stop to collect personal belongings.

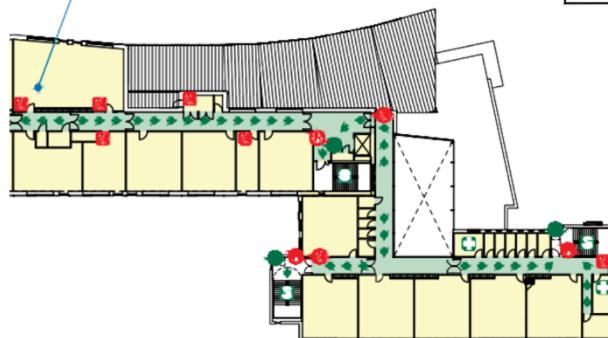
Use the Lifts

Re-enter the building unless told it is safe to do so.

**Assembly Point**

3G Pitch at the back of the Academy

YOU ARE HERE



Location Map



DIXONS BROOKLANDS ACADEMY - MAIN BUILDING (PART B) Second Floor

 Call Point  Fire Extinguisher  First Aid  Fire Exit  Disabled Refuge Point  Evacuation Route

Contacts

Kristy Gardner: Dixons Brooklands Academy principal, will be on site attending the conference at Dixons Brooklands Academy.

If, for any reason, you are unable to attend on the day, please contact your line manager as usual for them to log your absence, and email conference@dixonsat.com.

Contact **Aliza Tucker:** academy admin manager with any further site-related queries about your day and the venue.

Contact **Pete**, 07985537688, with queries about parking or the building / access and any building related emergencies.



**Join in the conversation
and share your thoughts
using #DixonsTogether**

