



Trust Conference 2025

Dixons Brooklands Academy

#DixonsTogether

Welcome

We're delighted to be welcoming you to our 2025 Dixons Conference, focussing on the theme of joy.

We are reflecting on the role that joy plays in our schools, where we strive to provide safe, stimulating and joyful environments in which our children can thrive. We are also reflecting on the importance of joy in our work-places; in our offices, staff rooms, corridors and car parks, where we build and foster relationships that support us all to flourish.

One special element of our conference this year is our spotlight on our community. We have always known the value of our special Dixons community and our conference unashamedly prioritises us coming together outside of the boundaries of phase, subject or team. So we want to reflect on joy together as our Team Dixons community, but also to reach out beyond this. Out into the streets, cities, families and groups where we are located. Increasingly, we need to work side by side in our local communities to create the right conditions for our students to fully engage and be proud of their roots. We want our community focus to allow us to deepen these relationships, and our knowledge of what makes our communities tick.

We have crafted our day to bring us all together, then to provide opportunities to focus on one aspect of joy in our role, and lastly, to spend time alongside colleagues, old and new, sharing a common purpose and enriching our respective communities.

And finally, we also know the power of self-determination to motivate us, especially since our conference last year. As such, please make the most of our shared time together and your individual session choices, to learn about joy from and with others. And most importantly enJOY the day.

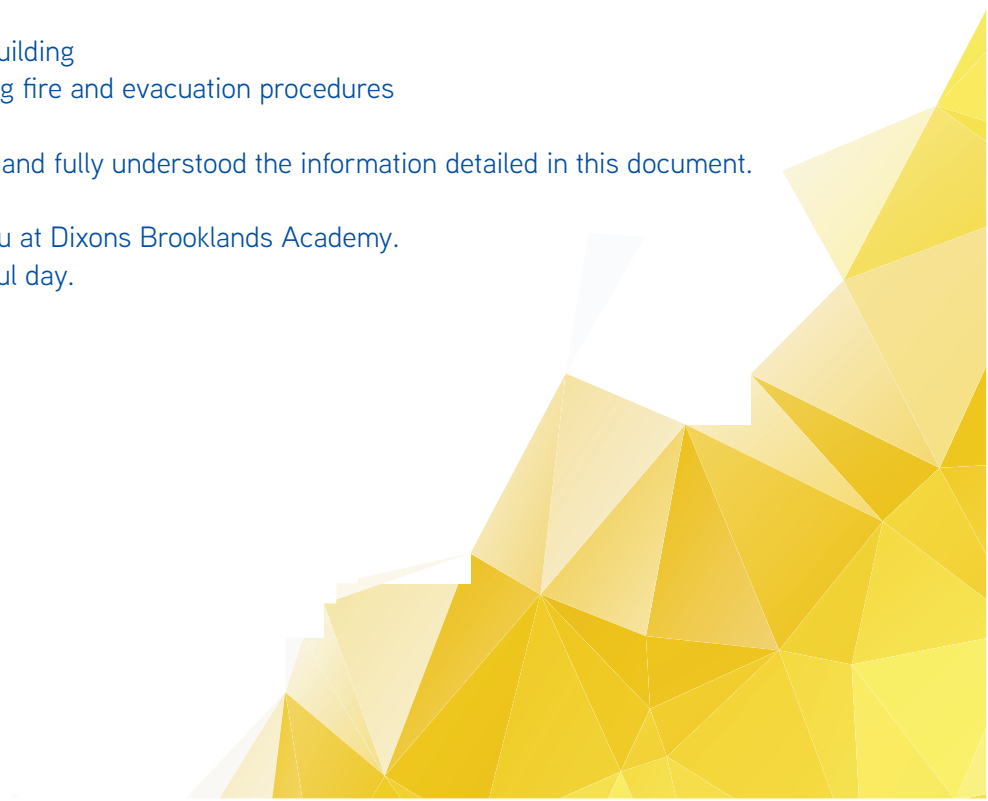
This pack contains all the information required, including:

- travelling to Dixons Brooklands Academy
- parking when you arrive
- the full floor plan of the building
- safety messages regarding fire and evacuation procedures

Please ensure you have read and fully understood the information detailed in this document.

We look forward to having you at Dixons Brooklands Academy.
We hope you have a wonderful day.

Judith Kidd
Director
Centre for Growth



Schedule

Time - 9.00am for 9.50am in seats

9.00am - 9.50am	Arrival and refreshments
10.00am - 10.45am	Welcome and message: joy
10.50am - 12.00pm	Session choice
12.00pm - 12.55pm	Team Dixons networking and lunch
1.00pm - 3.00pm	Community activity choice
3.00pm	Close and depart

Menu

Morning refreshments 9.00am - 9.50am

Selection of pastries and fresh fruit

Lunch 12.00pm - 12.55pm

Selection of wraps, sandwiches, salads and bloomers

Houmous dip pots

Yoghurt and granola pots

Variety of crisps and snacks

Selection of cold drinks

Muffins and cookies.

All dietary requirements will be catered for.



Dixons Brooklands Academy

Travelling to Dixons Brooklands Academy

By tram

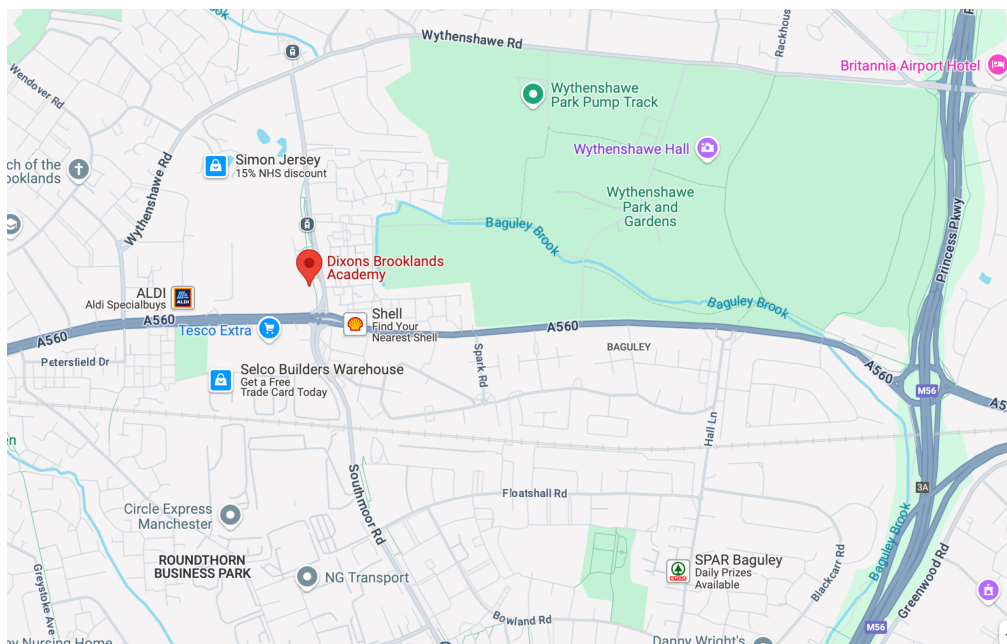
The academy is opposite the Moor Road tram stop

By bus

Metrolink operates a wide range of services with many stops at Moor Road

By car

The postcode to use for Sat-Nav is M23 9BP



Parking at Dixons Brooklands Academy

Parking onsite will be restricted due to the volume of people. We urge you to car share to get to our academy.

Contacts

Kristy Gardner – Dixons Brooklands Academy principal, will be on site attending the conference at Dixons Brooklands Academy.

For any questions or queries, please contact your line manager for any problems with attendance that arise on the day.

Contact Kate Meredith - academy admin manager with any further queries about your day and the venue.

Contact Ian 07494 099638 or Todd 07494 098876 with queries about parking or the building / access and any building related emergencies.

ESCAPE PLAN

Fire Action

Any person discovering a fire

- Operate nearest fire alarm call point.
- Fight the fire, if safe and trained to do so.

On hearing the fire alarm

- Leave the building by the nearest exit.
- Report to your assembly point.

Do Not

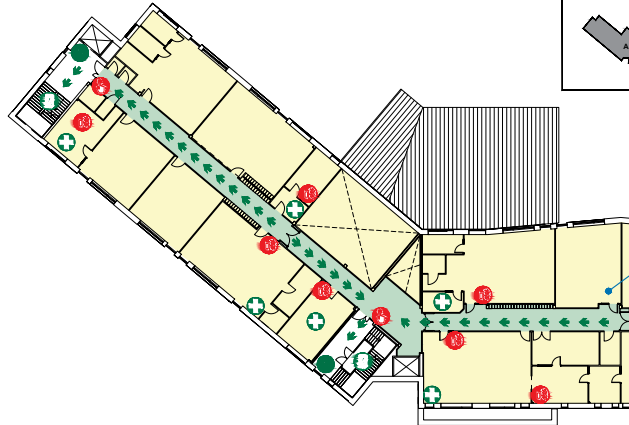
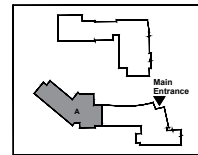
- Stop to collect personal belongings.
- Use the Lifts
- Re-enter the building unless told it is safe to do so.

Assembly Point

Your assembly point is

3G Pitch at the back of the Academy

Location Map



DIXONS BROOKLANDS ACADEMY - MAIN BUILDING (PART A) First Floor

- Call Point
- Fire Extinguisher
- First Aid
- Fire Exit
- Disabled Refuge Point
- Evacuation Route

ESCAPE PLAN

Fire Action

Any person discovering a fire

- Operate nearest fire alarm call point.
- Fight the fire, if safe and trained to do so.

On hearing the fire alarm

- Leave the building by the nearest exit.
- Report to your assembly point.

Do Not

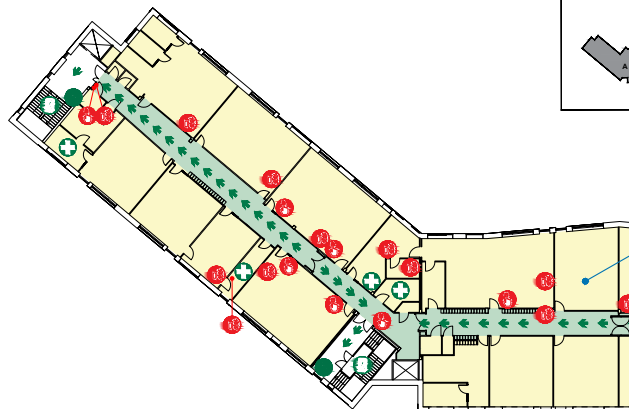
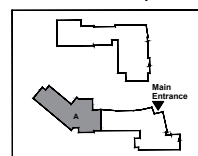
- Stop to collect personal belongings.
- Use the Lifts
- Re-enter the building unless told it is safe to do so.

Assembly Point

Your assembly point is

3G Pitch at the back of the Academy

Location Map



DIXONS BROOKLANDS ACADEMY - MAIN BUILDING (PART A) Second Floor

- Call Point
- Fire Extinguisher
- First Aid
- Fire Exit
- Disabled Refuge Point
- Evacuation Route

ESCAPE PLAN

Fire Action

Any person discovering a fire

- Operate nearest fire alarm call point.
- Fight the fire, if safe and trained to do so.

On hearing the fire alarm

- Leave the building by the nearest exit.
- Report to your assembly point.

Do Not

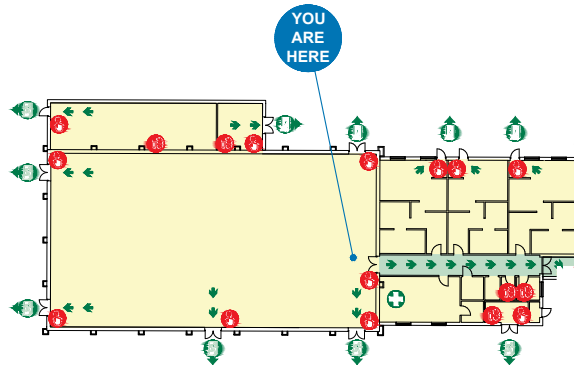
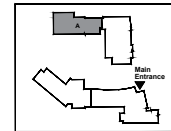
- Stop to collect personal belongings.
- Use the Lifts
- Re-enter the building unless told it is safe to do so.

Assembly Point

Your assembly point is

3G Pitch at the back of the Academy

Location Map



DIXONS BROOKLANDS ACADEMY - SPORTS HALL (PART A)

- Call Point
- Fire Extinguisher
- First Aid
- Fire Exit
- Disabled Refuge Point
- Evacuation Route

ESCAPE PLAN

Fire Action

Any person discovering a fire

- Operate nearest fire alarm call point.
- Fight the fire, if safe and trained to do so.

On hearing the fire alarm

- Leave the building by the nearest exit.
- Report to your assembly point.

Do Not

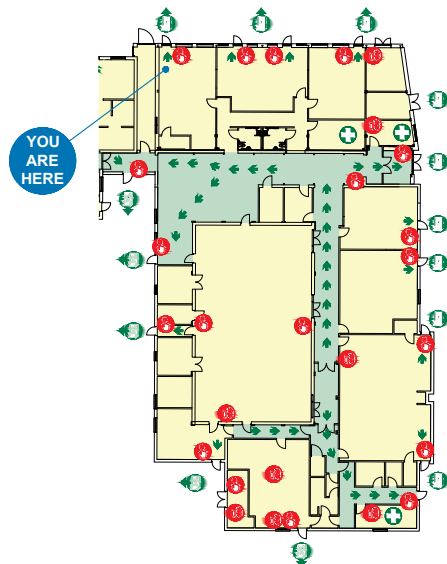
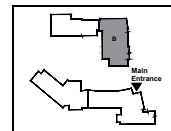
- Stop to collect personal belongings.
- Use the Lifts
- Re-enter the building unless told it is safe to do so.

Assembly Point

Your assembly point is

3G Pitch at the back of the Academy

Location Map



DIXONS BROOKLANDS ACADEMY - SPORTS HALL (PART B)

- Call Point
- Fire Extinguisher
- First Aid
- Fire Exit
- Disabled Refuge Point
- Evacuation Route

Dixons Brooklands Academy fire and emergency evacuation plans

Please see below the floor plans and all fire and emergency evacuation routes and assembly points. Staff will guide you to the nearest exit in an emergency but please ensure that you are familiar with the routes from the area which you will be in on the day, there is an escape plan in each room. Once evacuated, the assembly point for all guests will be the G3 pitch at the back of the academy. All guests must remain here until all attendants are accounted for and the site team have confirmed that it is safe to re-enter the building.

ESCAPE PLAN

Fire Action

Any person discovering a fire

- Operate nearest fire alarm call point.
- Fight the fire, if safe and trained to do so.

On hearing the fire alarm

- Leave the building by the nearest exit.
- Report to your assembly point.

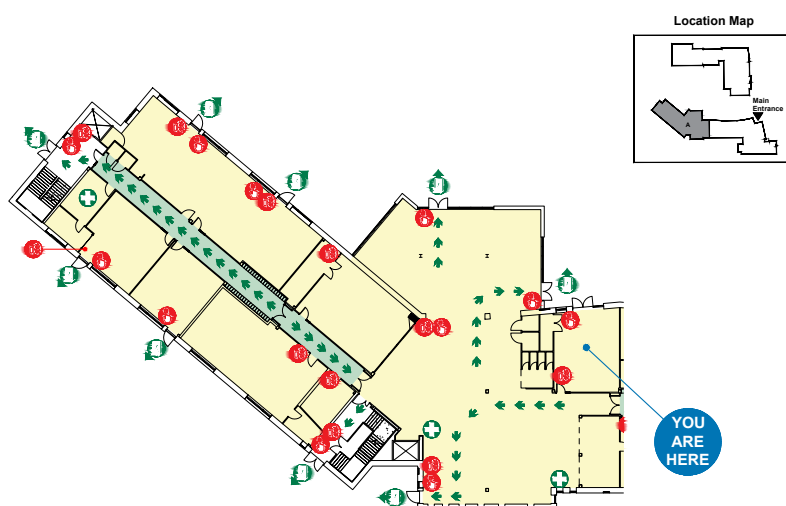
Do Not

- Stop to collect personal belongings.
- Use the Lifts
- Re-enter the building unless told it is safe to do so.

Assembly Point

Your assembly point is

3G Pitch at the back of the Academy



DIXONS BROOKLANDS ACADEMY - MAIN BUILDING (PART A)
Ground Floor



ESCAPE PLAN

Fire Action

Any person discovering a fire

- Operate nearest fire alarm call point.
- Fight the fire, if safe and trained to do so.

On hearing the fire alarm

- Leave the building by the nearest exit.
- Report to your assembly point.

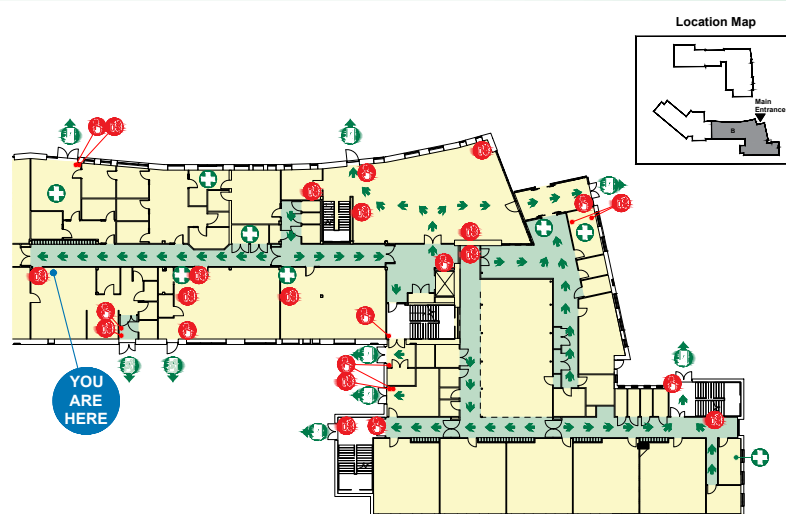
Do Not

- Stop to collect personal belongings.
- Use the Lifts
- Re-enter the building unless told it is safe to do so.

Assembly Point

Your assembly point is

3G Pitch at the back of the Academy



DIXONS BROOKLANDS ACADEMY - MAIN BUILDING (PART B)
Ground Floor



ESCAPE PLAN

Fire Action

Any person discovering a fire

- Operate nearest fire alarm call point.
- Fight the fire, if safe and trained to do so.

On hearing the fire alarm

- Leave the building by the nearest exit.
- Report to your assembly point.

Do Not

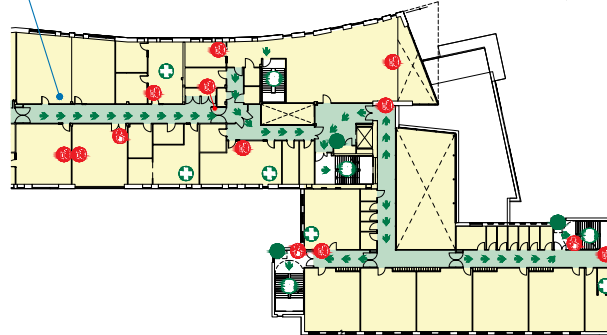
- Stop to collect personal belongings.
- Use the Lifts
- Re-enter the building unless told it is safe to do so.

Assembly Point

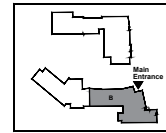
Your assembly point is

3G Pitch at the back of the Academy

YOU ARE HERE



Location Map



DIXONS BROOKLANDS ACADEMY - MAIN BUILDING (PART B) First Floor

- Call Point
- Fire Extinguisher
- First Aid
- Fire Exit
- Disabled Refuge Point
- Evacuation Route

ESCAPE PLAN

Fire Action

Any person discovering a fire

- Operate nearest fire alarm call point.
- Fight the fire, if safe and trained to do so.

On hearing the fire alarm

- Leave the building by the nearest exit.
- Report to your assembly point.

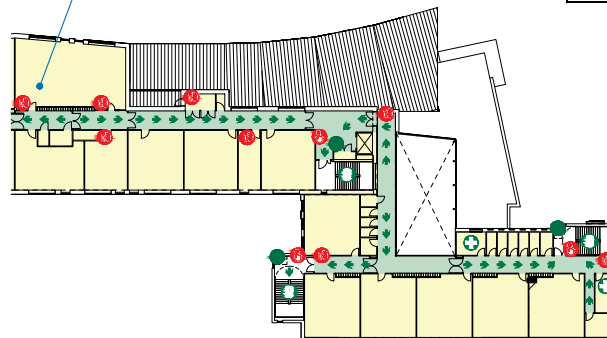
Do Not

- Stop to collect personal belongings.
- Use the Lifts
- Re-enter the building unless told it is safe to do so.

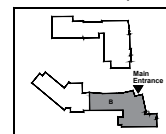
Assembly Point

3G Pitch at the back of the Academy

YOU ARE HERE



Location Map



DIXONS BROOKLANDS ACADEMY - MAIN BUILDING (PART B) Second Floor

- Call Point
- Fire Extinguisher
- First Aid
- Fire Exit
- Disabled Refuge Point
- Evacuation Route

A large pink circle containing a starburst pattern of overlapping triangles in various shades of pink.

Join in the conversation and
share your thoughts using
#DixonsTogether

